

POTTER COUNTY TREASURER

2019 THIRD QUARTER INVESTMENT REPORT



Commissioners' Court
July 22, 2019
Potter County Treasurer
Leann Jennings

County of Potter

STATE OF TEXAS

TREASURER'S OFFICE
900 S. POLK, SUITE 701
AMARILLO, TEXAS 79101-3412



PHONE: (806) 349-4834
FAX: (806) 349-4845
leannjennings@co.potter.tx.us

LEANN JENNINGS
COUNTY TREASURER

JULY, 2019

The Honorable Commissioners' Court
Potter County
Amarillo, Texas 79101

The Pubic Funds Investment Act requires that not less than quarterly under Section 2256.023, that the investment officer will prepare and submit to the Commissioners' Court a written report of investment transactions for all funds for the preceding reporting period within a reasonable time after the end of the period. This section also requires that the report reflect the following:

- A) The investment position of Potter County on the date of the report.
- B) A summary statement of each pooled fund group that states the:
 - a. Beginning market value for the reporting period;
 - b. Additions and changes to the market value during the period;
 - c. Ending market value for the period; and
 - d. Fully accrued interest for the period.
- C) State the book value and market value of each separately invested asset at the beginning and end of the reporting by the type of asset and fund type invested.
- D) State the maturity date of each separately invested asset that has a maturity date.
- E) State the account or fund or pooled group fund in the county for which each individual investment was acquired.
- F) And, state the compliance of the investment portfolio of the county as it relates to:
 - a. The investment strategy expressed in the county's investment policy;
 - b. Relevant provisions of this chapter.

This report will reflect the investment position of Potter County from April 1, 2019 through June 30, 2019.

The investment strategy for all funds for the third quarter of our 2019 fiscal year was that of the investment pool in TexPool, TexPool Prime, Texas Class and Amarillo National Bank.

NOTE:

TexPool and Texas Class investments do not have a stated maturity, funds are available daily. Please see the monthly reports enclosed for ownership and changes in book and market value and their monthly information.

Respectfully,



Leann Jennings
Potter County Treasurer/Investment Officer

Potter County 2019 Investment Committee:

Commissioner H.R. Kelly, Precinct 1

Kerry Hood, County Auditor

Tad Fowler, Assistant County Attorney

POTTER COUNTY DEPOSITORY ACCOUNTS - INTEREST PAID

THIRD QUARTER ACCOUNT:	2019		APRIL		MAY		JUNE	
	ENDING BALANCE	INTEREST EARNED	ENDING BALANCE	INTEREST EARNED	ENDING BALANCE	INTEREST EARNED	ENDING BALANCE	INTEREST EARNED
1) JUVENILE FUND	31,786.71	66.09	31,901.02	68.27	31,973.19	65.43		
2) JUVENILE PROBATION STATE FUND	86,269.62	179.38	121,706.56	260.47	80,880.65	121.39		
3) JUVENILE IV-E FUND	316,921.26	658.98	318,911.06	682.51	335,479.06	686.54		
4) JUVENILE PROBATION	439,908.05	914.70	789,553.78	1,689.74	852,551.86	1,744.70		
*5) DISBURSEMENT ACCOUNT	403,156.10	838.28	277,055.57	592.93	659,345.70	1,349.31		
6) INSURANCE ACCOUNT	933,132.57	1,940.26	1,026,861.43	2,197.63	1,049,723.80	2,148.18		
*7) CO. ATTY HOT CHECK FUND	60,463.33	125.72	60,650.53	129.80	58,945.14	120.63		
*8) DIST. ATTY HOT CHECK FUND	119,637.36	248.76	119,642.24	256.05	119,506.92	244.56		
9) DIST. ATTY FORFEITURE RELEASE	247,895.62	515.45	241,705.06	517.28	209,539.34	428.81		
10) GENERAL OPERATING FUND	17,844,738.69	38,080.81	14,226,438.74	30,999.35	10,066,076.55	20,914.63		
11) CO. CLK RECORDS MGMT&PRESERVATION	383,282.45	796.96	387,505.80	829.31	388,032.55	794.08		
12) ELECTION FUND	165,401.74	343.92	164,519.48	352.09	170,735.32	349.40		
13) VOTER REGISTRATION FUND	18,563.25	38.60	18,604.32	39.82	18,646.42	38.16		
14) INTEREST & SINKING ACCOUNT	3,027,451.26	6,294.98	3,092,120.09	6,617.53	3,099,116.02	6,342.18		
15) DETENTION CTR. COMMISSARY ACCOUNT	600,399.84	1,248.41	597,683.31	1,279.12	615,223.20	1,259.02		
*16) TAX OFC STATE & COUNTY TAXES	247,642.00	514.92	1,033,982.71	2,212.88	2,366,189.32	4,842.24		
*17) TAX OFC CREDIT CARD ACCOUNT	493,835.45	1,026.83	756,050.36	1,618.04	511,580.15	1,046.92		
*18) TAX OFC HIGHWAY FUNDS	1,048,846.99	2,180.87	1,091,675.65	2,336.35	720,269.57	1,473.96		
*19) TAX OFC VEH. INVENTORY TAX ESCROW	200,509.78	416.92	225,072.08	481.68	225,581.31	461.64		
20) LOCAL LAW ENFORCEMENT BLOCK GRANT		0.00		0.00				
21) TAX OFFICE IRP ACCOUNT	53,004.74	110.21	9,307.34	19.92	3,682.67	7.54		
22) CAD#1	2,309,019.66	4,801.15	2,530,845.30	5,416.33	2,587,681.13	5,295.55		
23) CSCD JUDICIAL FUND	601,844.04	1,251.41	689,126.24	1,474.82	814,992.08	1,667.83		
24) CSCD ACCOUNT	104,392.58	217.06	96,245.13	205.98	80,436.70	164.61		
25) CAPITAL PROJECTS 2003	1,789,962.01	3,721.87	1,793,922.56	3,839.22	1,797,981.31	3,679.47		
26) SO FEDERAL FORFEITURE	253,339.18	526.77	252,591.84	540.48	203,697.70	416.85		
27) DISTRICT CLERK RMPF	228,939.38	476.03	230,135.63	492.52	229,885.34	470.45		
28) TAX OFFICE ESCROW	87,261.12	181.44	90,679.93	194.07	90,703.93	185.63		
29) DA SEIZURE FUND	116,219.18	241.65	118,770.77	254.18	120,611.87	246.83		
30) CA FEDERAL FORFEITURE FUND	237,160.35	493.13	227,952.81	487.85	215,315.38	440.63		
31) TAX PAYER ACH	172.07	0.36	191.45	0.41	1,067.39	2.18		
32) SHERIFF ADMINISTRATION	1,253,714.82	2,606.85	1,250,710.32	2,676.68	1,251,410.49	2,560.94		
33) RETAINAGE FUND				0.00		0.00		
34) POTTER COUNTY HOST COURT	18,768.80	39.03	9,238.91	19.77	9,417.73	19.28		
TOTAL	33,704,871.20	71,058.77	31,872,119.11	68,763.31	28,986,279.79	59,589.57		

* interest fees transferred into Depository Funds at the end of each month
 APR. INT. RATE: 2.56% General Acct.: 2.63%
 MAY. INT. RATE: 2.55% General Acct.: 2.60%
 JUN. INT. RATE: 2.52% General Acct.: 2.56%

DEPOSITORY INTEREST ACCOUNT DESCRIPTIONS

- 1) **Juvenile Fund** - \$5.00 Court Fee, run through Agency
- 2) **Juvenile Probation State Fund** - State grant money received monthly
- 3) **Juvenile IV-E Fund** - Federal grant money, reimbursements of claims submitted
- 4) **Juvenile Probation** - County funding (county contribution), quarterly
- 5) **Disbursement Account** - Wash account for all checks paid through the county, at the end of the month this should equal zero. Interest is transferred to the General Fund
- 6) **Insurance Account** - insurance payroll deductions, Potter-Randall Appraisal District, claim reimbursements
- 7) **County Attorney Hot Check Fund** - Agency Fund accounts for collection fees on "insufficient funds" checks in a capacity of agent for the County Attorney. Interest is transferred to the General Fund
- 8) **District Attorney Hot Check Fund** - Agency Fund accounts for collection fees on "insufficient funds" checks in a capacity of agent for the District Attorney. Interest is transferred to the General Fund
- 9) **District Attorney Forfeiture Release** - Agency Fund accounts for the holding of seized funds from District Court cases prior to the case being closed and the funds released
- 10) **General Operating Fund** - Account for the revenues and expenditures necessary to carry out basic governmental activities. Revenues are recorded by source, i.e., taxes, licenses, fines, fees, etc. Expenditures are recorded first by function and then by department, expenditures are made primarily for current day-to-day operating expenses and operating equipment
- 11) **County Clerk Records Management & Preservation** - accounts for revenues derived from the records management and preservation fees collected by the County Clerk on all recorded documents. The revenues are to be used for specific records preservation and automation projects by and for the County Clerk's Office
- 12) **Election Fund** - accounts for revenues from local political parties. The revenues are to be used to pay only those expenses related to elections
- 13) **Voter Registration Fund** - accounts for the allocation from the State of Texas. The revenues are to be used to pay only those expenses related to voter registration
- 14) **Interest & Sinking Account** - accounts for the accumulation of resources for and the payment of general long-term debt principal and interest
- 15) **Detention Ctr. Commissary Account** - accounts for proceeds from sale of commissary items at detention center
- 16) **Tax Ofc State & County Taxes** - Collection of taxes, court costs, misc. fees, beer & wine, liquor, tax certificates, trustee sale, excess proceeds, escrow taxes, attorney fees. Payment is disbursed to entities either daily or monthly. Interest is transferred to the General Fund
- 17) **Tax Ofc Credit Card Account** - Highway Department and Tax side of credit card collections. Holding account for Tax acct # 772968 and Highway acct # 772976. Collect: Tax and 3% surcharge. Disburse funds to each account after verification with bank statement. Interest is transferred to General Account
- 18) **Tax Ofc Highway Funds** - (New account opened 6/04) Collection of motor vehicles fees, i.e., registration, title fees, sales tax, county Road & Bridge fees, state Road & Bridge fees, Road & Bridge retainage, etc., collected for the state. Interest is transferred to General Account

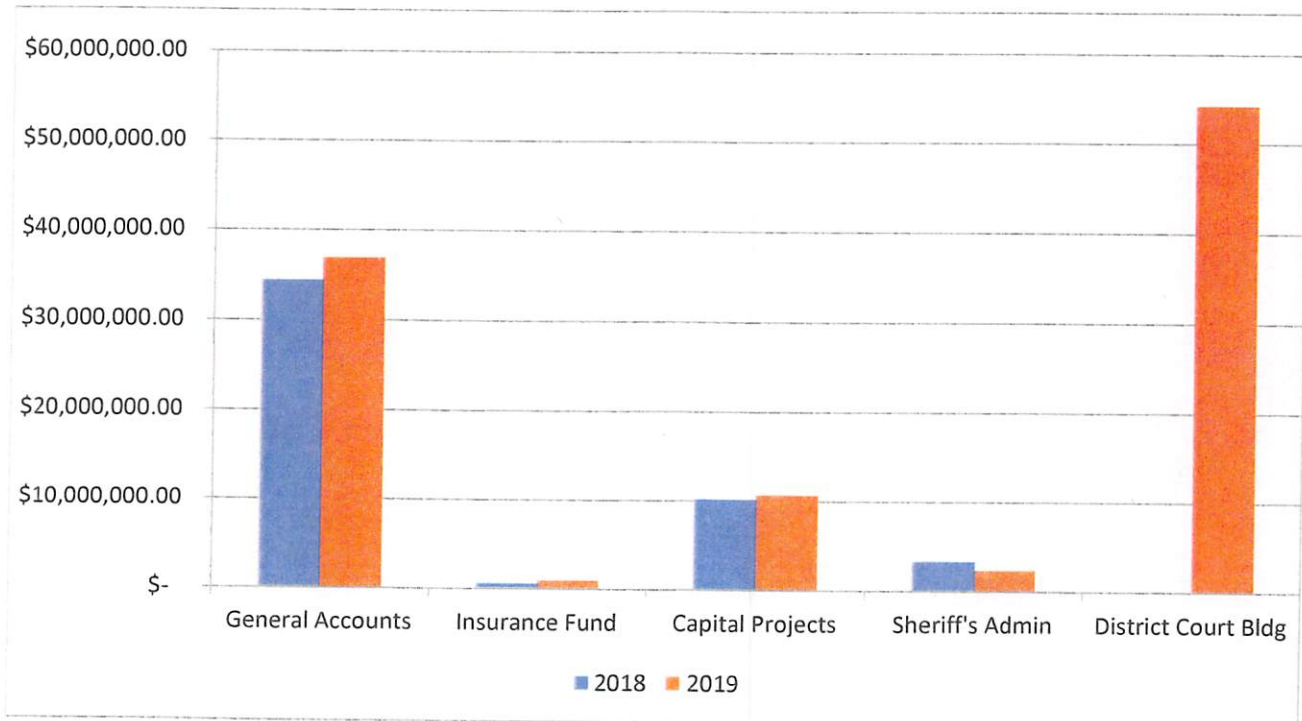
- 19) **Tax Ofc Veh Inventory Tax Escrow** - State fees collected through dealerships for Inventory Tax, monies collected is deposited to TexPool monthly. Interest remains in account and transferred to TexPool annually
- 20) **Local Law Enforcement Block Grant** - accounts for the grant monies received from the Bureau of Justice Assistance. These monies are to be used to underwrite projects to reduce crime and improve public safety
- 21) **Tax Ofc IRP Account** holding account for monies collected from the Texas Department of Transportation from other state registration offices for proportioned tax on semi-tractors to be disbursed as payments are received from State Comptroller's office
- 22) **CAD#1** - accounts for sales tax revenues and interest earned for the County Assistance District #1. A 2% sales tax rate was approved by voters on 11-7-17. Funds can be used as authorized by Chapter 387 of the Local Government Code.
- 23) **CSCD Judicial Fund** - accounts for monies received from probation fees and state funding. CSCD disbursement account. Interest remains in this account
- 24) **CSCD Account** - wash account for all court costs, fines and restitutions. Interest from account is transferred to the Judicial Account
- 25) **Capital Projects 2003 Fund** - accounts for the proceeds from certificates of obligation issued for constructing, renovating and improving county owned buildings, the purchase of land and right-of-way for authorized needs and purposes, and professional services relating to such projects
- 26) **SO Federal Forfeiture Fund** - accounts for Federal assets seized with a percentage given to the county, governed by the Department of Treasury
- 27) **District Clerk Records Management & Preservation Fund** - accounts for revenues derived from the records management and preservation fees collected by the District Clerk on all recorded documents
- 28) **Tax Office Property Tax Escrow** - prepayment of future taxes
- 29) **District Attorney Seizure Funds** - accounts for the holding of seized funds from cases prior to the case being closed and funds released
- 30) **CA Federal Forfeiture Fund** - seized funds that have been released to the County Attorney through a judgement in Court. Proceeds are to be used solely for the official purposes of that office after a budget for the expenditure of the proceeds has been submitted to the commissioners' court
- 31) **Potter County Tax Payer ACH Fund** - tax payers' wire transfer payments
- 32) **Sheriff's Office Administration** - accounts for county funds and the proceeds from certificates of obligation issued during construction and professional services relating to such project
- 33) **Retainage Fund** - Monies held until job completed
- 34) **Host Court** - temporary account for the collection of donations to provide the Host Night meal and entertainment for the 90th Annual West Texas County Judges and Commissioners Association Conference to be held in Amarillo beginning April 23, 2019.




Potter County
 TexPool Investment Accounts
 for Third Quarter 2019

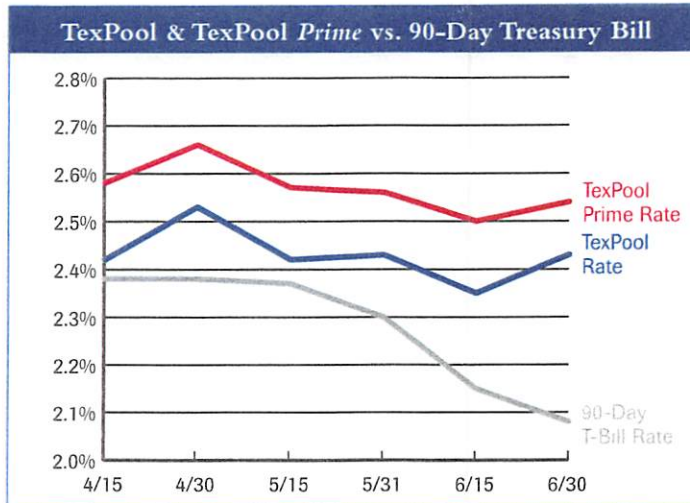


INVESTMENT COMPARISON OF JUNE 30, 2018 TO JUNE 30, 2019			
Texas Local Government Investment Pool TexPool		Balance as of June 30, 2018	Balance as of June 30, 2019
TexPool, TexPool Prime, Texas Class, Amarillo National Bank	General Accounts	\$ 34,471,767.50	\$ 36,942,660.85
TexPool, ANB, Texas Class	Insurance Fund	\$ 601,431.82	\$ 982,421.10
Texas Class, ANB, TexPool	Capital Projects	\$ 10,209,882.90	\$ 10,735,205.14
Texas Class, ANB	Sheriff's Admin	\$ 3,353,984.14	\$ 2,391,976.05
Texas Class	District Court Bldg	\$ -	\$ 54,286,335.41





Monthly Newsletter: July 2019



90-Day Treasury Bill is a short-term debt instrument backed by the national government. These are used to collect immediate cash to meet outstanding obligations.

Any private investor can invest in a Treasury bill. The 90-Day Treasury Bill is a weighted average rate of the weekly auctions of 90-Day Treasury Bills.

Past performance is no guarantee of future results.

Performance as of June 30, 2019

	TexPool	TexPool Prime
Current Invested Balance	\$21,252,088,437.56	\$6,381,152,700.60
Weighted Average Maturity**	35	39
Weighted Average Life**	107	75
Net Asset Value	1.00012	1.00021
Total Number of Participants	2571	398
Management Fee on Invested Balance	0.0450%	0.0550%
Interest Distributed	\$41,559,012.56	\$13,793,628.65
Management Fee Collected	\$739,843.75	\$268,856.30
Standard & Poor's Current Rating	AAAm	AAAm
Month Averages		
Average Invested Balance	\$21,291,480,561.98	\$6,652,666,106.61
Average Monthly Rate*	2.38%	2.52%
Average Weighted Average Maturity**	36	42
Average Weighted Average Life**	105	69

Third Quarter 2019
Potter County

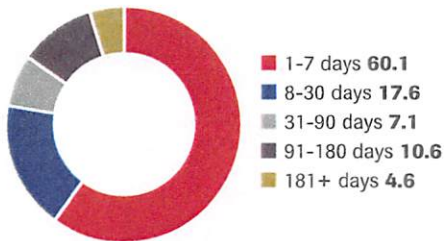
TexPool Investment Accounts

TEXPOOL SUMMARY		APRIL THROUGH JUNE 30, 2019						Portfolio Value			
Texas Local Government Investment Pool	Month	Beginning Balance	Total Deposits	Total Withdrawals	Month To Date Interest	Year To Date Interest	Ending Balance	Market Value Apr thru June, 2019	Share Price Apr 1 thru June 30, 2019	Shares Owned Apr 1 thru June 30, 2019	Market Value Apr thru June 30, 2019
General Account	APR	\$ 413,397.75	\$ -	\$ -	\$ 827.19	\$ 3,265.09	\$ 414,224.94	\$ 413,397.75	\$ 1.00	414,224.940	\$ 414,224.94
	MAY	\$ 414,224.94	\$ -	\$ -	\$ 844.51	\$ 4,109.60	\$ 415,069.45	\$ 414,224.94	\$ 1.00	415,069.450	\$ 415,069.45
	JUN	\$ 415,069.45	\$ -	\$ -	\$ 812.36	\$ 4,921.96	\$ 415,881.81	\$ 415,069.45	\$ 1.00	415,881.810	\$ 415,881.81
Capital Projects 2003	APR	\$ 3,698,807.84	\$ -	\$ -	\$ 7,401.03	\$ 29,213.39	\$ 3,706,208.87	\$ 3,698,807.84	\$ 1.00	3,706,208.870	\$ 3,706,208.87
	MAY	\$ 3,706,208.87	\$ -	\$ -	\$ 7,556.06	\$ 36,769.45	\$ 3,713,764.93	\$ 3,706,208.87	\$ 1.00	3,713,764.930	\$ 3,713,764.93
	JUN	\$ 3,713,764.93	\$ -	\$ -	\$ 7,268.44	\$ 44,037.89	\$ 3,721,033.37	\$ 3,713,764.93	\$ 1.00	3,721,033.370	\$ 3,721,033.37
Insurance Fund	APR	\$ 31,893.63	\$ -	\$ -	\$ 63.79	\$ 251.85	\$ 31,957.42	\$ 31,893.63	\$ 1.00	31,957.420	\$ 31,957.42
	MAY	\$ 31,957.42	\$ -	\$ -	\$ 65.15	\$ 317.00	\$ 32,022.57	\$ 31,957.42	\$ 1.00	32,022.570	\$ 32,022.57
	JUN	\$ 32,022.57	\$ -	\$ -	\$ 62.69	\$ 379.69	\$ 32,085.26	\$ 32,022.57	\$ 1.00	32,085.260	\$ 32,085.26

8

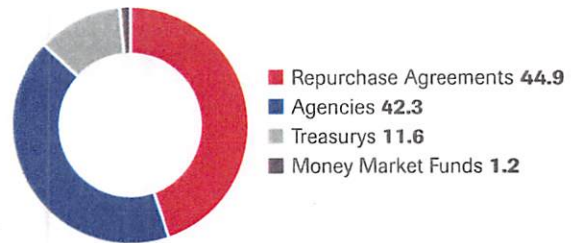
Portfolio by Maturity (%)

As of June 30, 2019



Portfolio by Type of Investment (%)

As of June 30, 2019



Portfolio Asset Summary as of June 30, 2019

	Book Value	Market Value
Uninvested Balance	-\$1,640,195.00	-\$1,640,195.00
Receivable for Investments Sold	0.00	0.00
Accrual of Interest Income	26,672,016.75	26,672,016.75
Interest and Management Fees Payable	-41,559,080.14	-41,559,080.14
Payable for Investments Purchased	0.00	0.00
Accrued Expenses & Taxes	-75,367.17	-75,367.17
Repurchase Agreements	9,544,515,000.00	9,544,515,000.00
Mutual Fund Investments	255,074,000.00	255,074,000.00
Government Securities	8,996,905,510.52	8,998,298,151.37
U.S. Treasury Inflation Protected Securities	1,194,982,624.52	1,194,505,416.75
US Treasury Bills	737,742,943.07	738,317,523.98
US Treasury Notes	539,470,985.01	540,502,324.17
Total	\$21,252,088,437.56	\$21,254,609,790.71

Market value of collateral supporting the Repurchase Agreements is at least 102% of the Book Value. The portfolio is managed by Federated Investment Counseling and the assets are safe kept in a separate custodial account at State Street Bank in the name of TexPool. The only source of payment to the Participants is the assets of TexPool. There is no secondary source of payment for the pool such as insurance or State guarantee. Should you require a copy of the portfolio, please contact TexPool Participant Services.

Participant Summary

	Number of Participants	Balance
School District	595	\$7,223,028,310.75
Higher Education	59	\$894,895,496.38
Healthcare	84	\$842,517,601.55
Utility District	823	\$3,087,079,600.70
City	471	\$4,897,938,818.13
County	186	\$2,314,173,818.41
Other	353	\$1,992,304,715.87

**Definition of Weighted Average Maturity and Weighted Average Life

WAM is the mean average of the periods of time remaining until the securities held in TexPool (a) are scheduled to be repaid, (b) would be repaid upon a demand by TexPool, or (c) are scheduled to have their interest rate readjusted to reflect current market rates. Securities with adjustable rates payable upon demand are treated as maturing on the earlier of the two dates set forth in (b) and (c) if their scheduled maturity is 397 days or less; and the later of the two dates set forth in (b) and (c) if their scheduled maturity is more than 397 days. The mean is weighted based on the percentage of the amortized cost of the portfolio invested in each period.

WAL is calculated in the same manner as WAM, but is based solely on the periods of time remaining until the securities held in TexPool (a) are scheduled to be repaid or (b) would be repaid upon a demand by TexPool, without reference to when interest rates of securities within TexPool are scheduled to be readjusted.



Daily Summary

Date	Money Mkt. Fund Equiv. (SEC Std.)	Dividend Factor	TexPool Invested Balance	NAV	WAM Days	WAL Days
4/1	2.4722%	0.000067732	\$23,000,819,053.00	0.99997	27	87
4/2	2.4451%	0.000066990	\$23,104,958,967.35	0.99998	27	92
4/3	2.4263%	0.000066475	\$23,066,153,496.57	0.99998	29	94
4/4	2.4269%	0.000066490	\$22,940,058,287.48	0.99999	28	93
4/5	2.4302%	0.000066581	\$22,844,419,672.79	0.99999	28	95
4/6	2.4302%	0.000066581	\$22,844,419,672.79	0.99999	28	95
4/7	2.4302%	0.000066581	\$22,844,419,672.79	0.99999	28	95
4/8	2.4273%	0.000066502	\$22,838,835,381.15	0.99998	26	94
4/9	2.4259%	0.000066464	\$22,843,510,759.98	0.99999	27	93
4/10	2.4198%	0.000066296	\$23,029,687,038.15	1.00000	27	94
4/11	2.4180%	0.000066246	\$22,933,680,883.29	1.00000	28	95
4/12	2.4155%	0.000066178	\$22,961,068,508.22	0.99999	29	96
4/13	2.4155%	0.000066178	\$22,961,068,508.22	0.99999	29	96
4/14	2.4155%	0.000066178	\$22,961,068,508.22	0.99999	29	96
4/15	2.4245%	0.000066425	\$22,941,192,610.42	0.99999	28	94
4/16	2.4220%	0.000066355	\$22,943,976,328.29	0.99999	30	95
4/17	2.4389%	0.000066820	\$22,943,553,862.44	0.99999	31	95
4/18	2.4429%	0.000066929	\$22,784,699,897.96	0.99999	33	98
4/19	2.4429%	0.000066929	\$22,784,699,897.96	0.99999	33	98
4/20	2.4429%	0.000066929	\$22,784,699,897.96	0.99999	33	98
4/21	2.4429%	0.000066929	\$22,784,699,897.96	0.99999	33	98
4/22	2.4322%	0.000066636	\$22,737,673,325.93	0.99998	32	96
4/23	2.4351%	0.000066716	\$22,676,115,623.39	0.99999	34	96
4/24	2.4191%	0.000066276	\$22,695,571,790.28	0.99999	34	97
4/25	2.4194%	0.000066286	\$22,810,172,837.63	1.00000	34	96
4/26	2.4340%	0.000066685	\$22,768,120,674.01	1.00000	34	97
4/27	2.4340%	0.000066685	\$22,768,120,674.01	1.00000	34	97
4/28	2.4340%	0.000066685	\$22,768,120,674.01	1.00000	34	97
4/29	2.4393%	0.000066829	\$22,617,502,326.99	1.00000	34	95
4/30	2.5306%	0.000069332	\$22,462,388,910.62	1.00000	34	96
Average:	2.4344%	0.000066697	\$22,848,182,588.00	.99999	31	95



Daily Summary

Date	Money Mkt. Fund Equiv. (SEC Std.)	Dividend Factor	TexPool Invested Balance	NAV	WAM Days	WAL Days
5/1	2.4671%	0.000067592	\$22,524,980,475.42	0.99998	34	95
5/2	2.4410%	0.000066877	\$22,523,987,241.99	1.00000	34	95
5/3	2.4198%	0.000066297	\$22,441,848,617.30	1.00000	34	96
5/4	2.4198%	0.000066297	\$22,441,848,617.30	1.00000	34	96
5/5	2.4198%	0.000066297	\$22,441,848,617.30	1.00000	34	96
5/6	2.4062%	0.000065922	\$22,408,059,440.18	1.00001	32	94
5/7	2.4118%	0.000066076	\$22,364,212,471.34	1.00001	34	95
5/8	2.4098%	0.000066021	\$22,313,769,468.39	1.00001	35	96
5/9	2.4009%	0.000065779	\$22,263,198,443.85	1.00001	35	96
5/10	2.3913%	0.000065515	\$22,390,571,361.41	1.00001	35	95
5/11	2.3913%	0.000065515	\$22,390,571,361.41	1.00001	35	95
5/12	2.3913%	0.000065515	\$22,390,571,361.41	1.00001	35	95
5/13	2.3832%	0.000065293	\$22,349,784,859.31	1.00002	33	95
5/14	2.3836%	0.000065305	\$22,227,508,418.14	1.00002	34	96
5/15	2.4173%	0.000066227	\$22,005,010,767.34	1.00002	34	96
5/16	2.4097%	0.000066019	\$21,918,027,883.87	1.00002	34	97
5/17	2.4024%	0.000065820	\$21,879,849,169.92	1.00003	35	97
5/18	2.4024%	0.000065820	\$21,879,849,169.92	1.00003	35	97
5/19	2.4024%	0.000065820	\$21,879,849,169.92	1.00003	35	97
5/20	2.3841%	0.000065318	\$21,797,419,009.88	1.00003	33	95
5/21	2.3827%	0.000065279	\$21,812,280,996.46	1.00003	36	96
5/22	2.3780%	0.000065150	\$21,707,500,540.91	1.00003	37	98
5/23	2.3761%	0.000065098	\$21,649,789,857.12	1.00005	37	98
5/24	2.3757%	0.000065088	\$21,714,472,886.34	1.00004	37	97
5/25	2.3757%	0.000065088	\$21,714,472,886.34	1.00004	37	97
5/26	2.3757%	0.000065088	\$21,714,472,886.34	1.00004	37	97
5/27	2.3757%	0.000065088	\$21,714,472,886.34	1.00004	37	97
5/28	2.3898%	0.000065474	\$21,603,586,878.94	1.00004	37	97
5/29	2.3962%	0.000065650	\$21,517,311,104.99	1.00005	37	100
5/30	2.4005%	0.000065766	\$21,412,811,068.88	1.00004	37	100
5/31	2.4334%	0.000066669	\$21,351,858,377.08	1.00008	38	103
Average:	2.4005%	0.000065767	\$22,024,057,945.01	1.00002	35	97



Daily Summary

Date	Money Mkt. Fund Equiv. (SEC Std.)	Dividend Factor	TexPool Invested Balance	NAV	WAM Days	WAL Days
6/1	2.4334%	0.000066669	\$21,351,858,377.08	1.00008	38	103
6/2	2.4334%	0.000066669	\$21,351,858,377.08	1.00008	38	103
6/3	2.4221%	0.000066360	\$21,380,254,614.26	1.00011	35	101
6/4	2.3873%	0.000065405	\$21,360,670,465.82	1.00012	36	101
6/5	2.3782%	0.000065156	\$21,327,554,908.33	1.00010	35	100
6/6	2.3793%	0.000065187	\$21,308,901,905.04	1.00011	35	100
6/7	2.3793%	0.000065185	\$21,340,841,082.37	1.00013	35	100
6/8	2.3793%	0.000065185	\$21,340,841,082.37	1.00013	35	100
6/9	2.3793%	0.000065185	\$21,340,841,082.37	1.00013	35	100
6/10	2.3778%	0.000065146	\$21,281,183,092.91	1.00013	35	99
6/11	2.3738%	0.000065036	\$21,210,568,586.40	1.00012	36	102
6/12	2.3702%	0.000064936	\$21,277,363,773.58	1.00011	36	101
6/13	2.3621%	0.000064714	\$21,260,159,783.34	1.00013	36	107
6/14	2.3511%	0.000064414	\$21,296,730,042.63	1.00012	37	108
6/15	2.3511%	0.000064414	\$21,296,730,042.63	1.00012	37	108
6/16	2.3511%	0.000064414	\$21,296,730,042.63	1.00012	37	108
6/17	2.3712%	0.000064965	\$21,310,879,312.84	1.00012	36	107
6/18	2.3666%	0.000064838	\$21,331,834,606.05	1.00011	36	106
6/19	2.3555%	0.000064533	\$21,282,782,860.14	1.00016	36	108
6/20	2.3489%	0.000064353	\$21,212,739,154.46	1.00013	37	109
6/21	2.3557%	0.000064539	\$21,176,490,444.32	1.00014	37	109
6/22	2.3557%	0.000064539	\$21,176,490,444.32	1.00014	37	109
6/23	2.3557%	0.000064539	\$21,176,490,444.32	1.00014	37	109
6/24	2.3686%	0.000064893	\$21,121,135,234.69	1.00014	35	107
6/25	2.3821%	0.000065262	\$21,412,354,033.04	1.00012	35	105
6/26	2.3930%	0.000065563	\$21,364,601,718.31	1.00011	34	106
6/27	2.3927%	0.000065554	\$21,399,266,035.45	1.00011	34	105
6/28	2.4274%	0.000066504	\$21,252,088,437.56	1.00012	35	107
6/29	2.4274%	0.000066504	\$21,252,088,437.56	1.00012	35	107
6/30	2.4274%	0.000066504	\$21,252,088,437.56	1.00012	35	107
Average:	2.3812%	0.000065239	\$21,291,480,561.98	1.00012	36	105



Third Quarter 2019
Potter County

TexPool Prime Investment Accounts

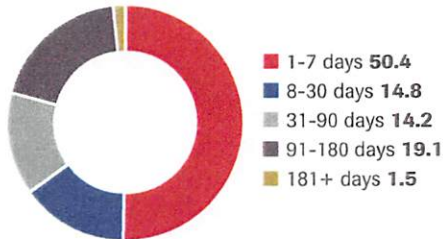
TEXPOOL PRIME SUMMARY		APRIL 1 THROUGH JUNE 30, 2019						Portfolio Value			
Texas Local Government Investment Pool	Month	Beginning Balance	Total Deposits	Total Withdrawals	Month To Date Interest	Year To Date Interest	Ending Balance	Market Value Apr thru Jun 30, 2019	Share Price Apr 1 thru Jun 30, 2019	Shares Owned Apr 1 thru Jun 30, 2019	Market Value Apr 1 thru Jun 30, 2019
General Account	APR	\$ 22,498,453.63	\$ -	\$ -	\$ 47,773.76	\$ 191,212.48	\$ 22,546,227.39	\$ 22,498,453.63	\$ 1.00	22,546,227.390	\$ 22,546,227.39
	MAY	\$ 22,546,227.39	\$ -	\$ -	\$ 48,768.25	\$ 239,980.73	\$ 22,594,995.64	\$ 22,546,227.39	\$ 1.00	22,594,995.640	\$ 22,594,995.64
	JUN	\$ 22,594,995.64	\$ -	\$ -	\$ 46,848.01	\$ 286,828.74	\$ 22,641,843.65	\$ 22,594,995.64	\$ 1.00	22,641,843.650	\$ 22,641,843.65

13

TEXPOOL PRIME

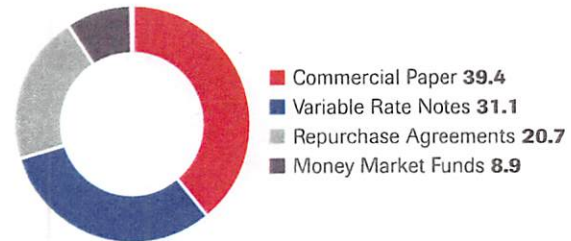
Portfolio by Maturity (%)

As of June 30, 2019



Portfolio by Type of Investment (%)

As of June 30, 2019



Portfolio Asset Summary as of June 30, 2019

	Book Value	Market Value
Uninvested Balance	-\$792.41	-\$792.41
Receivable for Investments Sold	0.00	0.00
Accrual of Interest Income	4,645,537.44	4,645,537.44
Interest and Management Fees Payable	-13,793,633.20	-13,793,633.20
Payable for Investments Purchased	-63,000,000.00	-63,000,000.00
Accrued Expenses & Taxes	-25,680.39	-25,680.39
Repurchase Agreements	1,333,793,000.00	1,333,793,000.00
Commercial Paper	2,541,906,916.01	2,542,919,475.00
Bank Instruments	0.00	0.00
Mutual Fund Investments	572,127,113.28	572,052,003.75
Government Securities	0.00	0.00
Variable Rate Notes	2,005,500,239.87	2,005,874,240.00
Total	\$6,381,152,700.60	\$6,382,464,150.19

Market value of collateral supporting the Repurchase Agreements is at least 102% of the Book Value. The portfolio is managed by Federated Investment Counseling and the assets are safe kept in a separate custodial account at State Street Bank in the name of TexPool Prime. The assets of TexPool Prime are the only source of payments to the Participants. There is no secondary source of payment for the pool such as insurance or State guarantee. Should you require a copy of the portfolio, please contact TexPool Participant Services

Participant Summary

	Number of Participants	Balance
School District	124	\$2,692,568,467.27
Higher Education	19	\$613,448,273.11
Healthcare	16	\$206,783,144.44
Utility District	46	\$324,762,483.35
City	77	\$1,089,325,300.97
County	40	\$598,927,343.32
Other	76	\$855,298,116.10



TexPool PRIME

Daily Summary

Date	Money Mkt. Fund Equiv. (SEC Std.)	Dividend Factor	TexPool Prime Invested Balance	NAV	WAM Days	WAL Days
4/1	2.5926%	0.000071030	\$7,123,731,926.80	1.00006	42	68
4/2	2.5951%	0.000071099	\$7,093,798,263.36	1.00006	42	68
4/3	2.5893%	0.000070939	\$7,098,567,365.14	1.00006	47	72
4/4	2.5838%	0.000070790	\$7,106,230,322.48	1.00005	47	71
4/5	2.5858%	0.000070844	\$7,057,929,518.58	0.99998	49	72
4/6	2.5858%	0.000070844	\$7,057,929,518.58	0.99998	49	72
4/7	2.5858%	0.000070844	\$7,057,929,518.58	0.99998	49	72
4/8	2.5693%	0.000070391	\$7,050,758,759.80	1.00005	48	71
4/9	2.5866%	0.000070867	\$7,032,147,605.86	1.00005	48	71
4/10	2.5798%	0.000070679	\$7,026,857,418.42	1.00005	48	70
4/11	2.5717%	0.000070458	\$7,009,953,911.21	1.00005	48	70
4/12	2.5701%	0.000070413	\$6,994,837,397.02	0.99999	48	70
4/13	2.5701%	0.000070413	\$6,994,837,397.02	0.99999	48	70
4/14	2.5701%	0.000070413	\$6,994,837,397.02	0.99999	48	70
4/15	2.5763%	0.000070583	\$7,052,299,964.81	1.00005	46	67
4/16	2.5740%	0.000070520	\$7,095,503,406.86	1.00005	46	67
4/17	2.5839%	0.000070793	\$7,064,329,014.54	1.00005	46	66
4/18	2.5847%	0.000070815	\$6,971,736,201.84	0.99995	47	68
4/19	2.5847%	0.000070815	\$6,971,736,201.84	0.99995	47	68
4/20	2.5847%	0.000070815	\$6,971,736,201.84	0.99995	47	68
4/21	2.5847%	0.000070815	\$6,971,736,201.84	0.99995	47	68
4/22	2.5768%	0.000070598	\$6,985,263,264.02	1.00005	44	64
4/23	2.5795%	0.000070672	\$6,984,809,254.58	1.00005	43	63
4/24	2.5719%	0.000070463	\$6,969,527,774.85	1.00005	43	63
4/25	2.5714%	0.000070450	\$6,933,380,744.87	1.00006	42	62
4/26	2.5824%	0.000070751	\$6,909,942,027.89	1.00000	43	63
4/27	2.5824%	0.000070751	\$6,909,942,027.89	1.00000	43	63
4/28	2.5824%	0.000070751	\$6,909,942,027.89	1.00000	43	63
4/29	2.5886%	0.000070921	\$6,916,726,175.10	1.00006	41	62
4/30	2.6603%	0.000072886	\$6,936,008,061.51	1.00006	40	61
Average:	2.5835%	0.000070781	\$7,008,498,829.07	1.00002	46	67



TEXPOOL PRIME

Daily Summary

Date	Money Mkt. Fund Equiv. (SEC Std.)	Dividend Factor	TexPool Prime Invested Balance	NAV	WAM Days	WAL Days
5/1	2.6164%	0.000071682	\$6,937,101,400.82	1.00006	42	62
5/2	2.5851%	0.000070825	\$6,913,740,117.58	1.00006	44	64
5/3	2.5719%	0.000070464	\$6,926,594,107.44	1.00000	44	65
5/4	2.5719%	0.000070464	\$6,926,594,107.44	1.00000	44	65
5/5	2.5719%	0.000070464	\$6,926,594,107.44	1.00000	44	65
5/6	2.5628%	0.000070213	\$6,891,360,657.47	1.00005	43	64
5/7	2.5680%	0.000070356	\$6,920,416,517.85	1.00005	42	63
5/8	2.5607%	0.000070156	\$6,927,240,653.97	1.00005	42	62
5/9	2.5554%	0.000070011	\$6,937,392,460.05	1.00006	43	66
5/10	2.5485%	0.000069823	\$7,054,257,203.08	0.99999	46	68
5/11	2.5485%	0.000069823	\$7,054,257,203.08	0.99999	46	68
5/12	2.5485%	0.000069823	\$7,054,257,203.08	0.99999	46	68
5/13	2.5437%	0.000069691	\$7,064,985,926.76	1.00005	48	71
5/14	2.5452%	0.000069732	\$6,979,327,239.35	1.00006	48	71
5/15	2.5667%	0.000070321	\$6,872,975,318.67	1.00006	48	72
5/16	2.5574%	0.000070067	\$6,841,568,686.61	1.00006	48	71
5/17	2.5538%	0.000069966	\$6,791,764,276.98	1.00000	48	72
5/18	2.5538%	0.000069966	\$6,791,764,276.98	1.00000	48	72
5/19	2.5538%	0.000069966	\$6,791,764,276.98	1.00000	48	72
5/20	2.5364%	0.000069490	\$6,794,706,726.94	1.00007	46	70
5/21	2.5379%	0.000069532	\$6,821,330,260.93	1.00007	45	69
5/22	2.5474%	0.000069792	\$6,775,788,830.97	1.00008	45	69
5/23	2.5124%	0.000068833	\$6,874,784,601.36	1.00009	44	67
5/24	2.4936%	0.000068319	\$6,945,312,493.11	0.99999	44	67
5/25	2.4936%	0.000068319	\$6,945,312,493.11	0.99999	44	67
5/26	2.4936%	0.000068319	\$6,945,312,493.11	0.99999	44	67
5/27	2.4936%	0.000068319	\$6,945,312,493.11	0.99999	44	67
5/28	2.5205%	0.000069055	\$6,932,409,637.19	1.00008	42	64
5/29	2.5379%	0.000069531	\$6,903,499,021.63	1.00009	43	67
5/30	2.5374%	0.000069517	\$6,935,642,025.13	1.00009	42	67
5/31	2.5620%	0.000070193	\$6,845,429,589.36	1.00008	43	68
Average:	2.5468%	0.000069775	\$6,911,896,658.31	1.00004	45	68



TEXPOOL PRIME

Daily Summary

Date	Money Mkt. Fund Equiv. (SEC Std.)	Dividend Factor	TexPool Prime Invested Balance	NAV	WAM Days	WAL Days
6/1	2.5620%	0.000070193	\$6,845,429,589.36	1.00008	43	68
6/2	2.5620%	0.000070193	\$6,845,429,589.36	1.00008	43	68
6/3	2.5919%	0.000071012	\$6,700,378,258.35	1.00008	46	70
6/4	2.5286%	0.000069278	\$6,713,700,327.57	1.00009	46	69
6/5	2.5220%	0.000069097	\$6,726,845,363.56	1.00010	45	68
6/6	2.5240%	0.000069151	\$6,741,397,074.06	1.00010	44	68
6/7	2.5260%	0.000069206	\$6,685,163,570.12	1.00007	46	69
6/8	2.5260%	0.000069206	\$6,685,163,570.12	1.00007	46	69
6/9	2.5260%	0.000069206	\$6,685,163,570.12	1.00007	46	69
6/10	2.5149%	0.000068902	\$6,663,636,055.80	1.00014	44	66
6/11	2.5178%	0.000068980	\$6,654,802,459.07	1.00015	44	66
6/12	2.5167%	0.000068952	\$6,609,211,660.29	1.00016	44	66
6/13	2.5135%	0.000068862	\$6,595,752,309.89	1.00018	43	65
6/14	2.4975%	0.000068425	\$6,695,680,252.82	1.00012	43	65
6/15	2.4975%	0.000068425	\$6,695,680,252.82	1.00012	43	65
6/16	2.4975%	0.000068425	\$6,695,680,252.82	1.00012	43	65
6/17	2.5076%	0.000068700	\$6,786,495,244.76	1.00019	40	63
6/18	2.5117%	0.000068814	\$6,793,802,269.15	1.00021	40	68
6/19	2.5047%	0.000068622	\$6,713,052,263.40	1.00021	40	68
6/20	2.5023%	0.000068556	\$6,675,959,627.29	1.00023	40	68
6/21	2.5081%	0.000068715	\$6,651,928,957.83	1.00017	40	72
6/22	2.5081%	0.000068715	\$6,651,928,957.83	1.00017	40	72
6/23	2.5081%	0.000068715	\$6,651,928,957.83	1.00017	40	72
6/24	2.5186%	0.000069003	\$6,594,594,334.96	1.00024	38	70
6/25	2.5212%	0.000069075	\$6,662,634,594.39	1.00024	38	71
6/26	2.5261%	0.000069209	\$6,568,470,317.17	1.00025	37	71
6/27	2.5207%	0.000069059	\$6,446,615,415.69	1.00026	38	74
6/28	2.5390%	0.000069561	\$6,381,152,700.60	1.00021	39	75
6/29	2.5390%	0.000069561	\$6,381,152,700.60	1.00021	39	75
6/30	2.5390%	0.000069561	\$6,381,152,700.60	1.00021	39	75
Average:	2.5226%	0.000069113	\$6,652,666,106.61	1.00016	42	69



Third Quarter 2019
Potter County

Texas Class Investment Accounts

TEXAS CLASS SUMMARY		APRIL THROUGH JUNE 30, 2019							
Texas Local Government Investment Pool	Month	Beginning Balance	Total Deposits	Total With-drawals	Month To Date Interest	Year To Date Interest	Average Daily Balance	Month End Balance	Average Monthly Yield
	General Account	APR	\$ 6,826,329.63	\$ -		\$ 14,507.16	\$ 47,377.88	\$ 6,834,075.95	\$ 6,840,836.79
MAY		\$ 6,840,836.79	\$ -	\$ -	\$ 14,868.80	\$ 62,246.68	\$ 6,848,754.10	\$ 6,855,705.59	2.56%
JUN		\$ 6,855,705.59		\$ -	\$ 14,128.70	\$ 76,375.38	\$ 6,863,235.85	\$ 6,869,834.29	2.50%
Insurance Fund	APR	\$ 880.15	\$ -	\$ -	\$ 1.84	\$ 7.37	\$ 881.13	\$ 881.99	2.58%
	MAY	\$ 881.99	\$ -	\$ -	\$ 1.90	\$ 9.27	\$ 883.00	\$ 883.89	2.56%
	JUN	\$ 883.89	\$ -	\$ -	\$ 1.80	\$ 11.07	\$ 884.85	\$ 885.69	2.50%
Sheriff's Admin	APR	\$ 1,131,205.41	\$ -	\$ -	\$ 2,404.00	\$ 9,695.37	\$ 1,132,489.06	\$ 1,133,609.41	2.58%
	MAY	\$ 1,133,609.41	\$ -	\$ -	\$ 2,463.93	\$ 12,159.30	\$ 1,134,921.40	\$ 1,136,073.34	2.56%
	JUN	\$ 1,136,073.34	\$ -	\$ -	\$ 2,341.30	\$ 14,500.60	\$ 1,137,321.20	\$ 1,138,414.64	2.50%
Capital Projects	APR	\$ 5,180,087.03	\$ -	\$ -	\$ 11,008.61	\$ 44,397.85	\$ 5,185,965.25	\$ 5,191,095.64	2.58%
	MAY	\$ 5,191,095.64	\$ -	\$ -	\$ 11,283.02	\$ 55,680.87	\$ 5,197,103.61	\$ 5,202,378.66	2.56%
	JUN	\$ 5,202,378.66	\$ -	\$ -	\$ 10,721.44	\$ 66,402.31	\$ 5,208,092.93	\$ 5,213,100.10	2.50%
District Courts	APR	\$ 54,000,000.00	\$ -	\$ -	\$ 57,193.47	\$ 57,193.47	\$ 27,016,393.65	\$ 54,057,193.47	2.58%
	MAY	\$ 54,057,193.47	\$ -	\$ -	\$ 117,495.12	\$ 174,688.59	\$ 54,119,757.10	\$ 54,174,688.59	2.56%
	JUN	\$ 54,174,688.59	\$ -	\$ -	\$ 111,646.82	\$ 286,335.41	\$ 54,234,193.66	\$ 54,286,335.41	2.50%

18



Daily Rates

April 2019

TXCLASS

Date	Dividend Rate	Daily Yield
01-Apr-19	0.000071172	2.60%
02-Apr-19	0.000071099	2.60%
03-Apr-19	0.000071099	2.60%
04-Apr-19	0.000071099	2.60%
05-Apr-19	0.000071099	2.60%
06-Apr-19	0.000071099	2.60%
07-Apr-19	0.000071099	2.60%
08-Apr-19	0.000070863	2.59%
09-Apr-19	0.000070825	2.59%
10-Apr-19	0.000070825	2.59%
11-Apr-19	0.000070825	2.59%
12-Apr-19	0.000070829	2.59%
13-Apr-19	0.000070829	2.59%
14-Apr-19	0.000070829	2.59%
15-Apr-19	0.000070825	2.59%
16-Apr-19	0.000070696	2.58%
17-Apr-19	0.000070551	2.58%
18-Apr-19	0.000070551	2.58%
19-Apr-19	0.000070551	2.58%
20-Apr-19	0.000070551	2.58%
21-Apr-19	0.000070551	2.58%
22-Apr-19	0.000070551	2.58%
23-Apr-19	0.000070728	2.58%
24-Apr-19	0.000070571	2.58%
25-Apr-19	0.000070551	2.58%
26-Apr-19	0.000070570	2.58%
27-Apr-19	0.000070570	2.58%
28-Apr-19	0.000070570	2.58%
29-Apr-19	0.000070551	2.58%
30-Apr-19	0.000070551	2.58%



Daily Rates

May 2019

TXCLASS

Date	Dividend Rate	Daily Yield
01-May-19	0.000070551	2.58%
02-May-19	0.000070294	2.57%
03-May-19	0.000070371	2.57%
04-May-19	0.000070371	2.57%
05-May-19	0.000070371	2.57%
06-May-19	0.000070286	2.57%
07-May-19	0.000070349	2.57%
08-May-19	0.000070277	2.57%
09-May-19	0.000070116	2.56%
10-May-19	0.000070149	2.56%
11-May-19	0.000070149	2.56%
12-May-19	0.000070149	2.56%
13-May-19	0.000070046	2.56%
14-May-19	0.000070109	2.56%
15-May-19	0.000070072	2.56%
16-May-19	0.000070003	2.56%
17-May-19	0.000070003	2.56%
18-May-19	0.000070003	2.56%
19-May-19	0.000070003	2.56%
20-May-19	0.000070003	2.56%
21-May-19	0.000069863	2.55%
22-May-19	0.000069779	2.55%
23-May-19	0.000069861	2.55%
24-May-19	0.000069800	2.55%
25-May-19	0.000069800	2.55%
26-May-19	0.000069800	2.55%
27-May-19	0.000069800	2.55%
28-May-19	0.000069762	2.55%
29-May-19	0.000069729	2.55%
30-May-19	0.000069729	2.55%
31-May-19	0.000069729	2.55%



Daily Rates

June 2019

TXCLASS

Date	Dividend Rate	Daily Yield
01-Jun-19	0.000069729	2.55%
02-Jun-19	0.000069729	2.55%
03-Jun-19	0.000069476	2.54%
04-Jun-19	0.000069455	2.54%
05-Jun-19	0.000069181	2.53%
06-Jun-19	0.000069181	2.53%
07-Jun-19	0.000068912	2.52%
08-Jun-19	0.000068912	2.52%
09-Jun-19	0.000068912	2.52%
10-Jun-19	0.000068907	2.52%
11-Jun-19	0.000068907	2.52%
12-Jun-19	0.000068668	2.51%
13-Jun-19	0.000068686	2.51%
14-Jun-19	0.000068633	2.51%
15-Jun-19	0.000068633	2.51%
16-Jun-19	0.000068633	2.51%
17-Jun-19	0.000068377	2.50%
18-Jun-19	0.000068359	2.50%
19-Jun-19	0.000068359	2.50%
20-Jun-19	0.000068085	2.49%
21-Jun-19	0.000068085	2.49%
22-Jun-19	0.000068085	2.49%
23-Jun-19	0.000068085	2.49%
24-Jun-19	0.000068087	2.49%
25-Jun-19	0.000068085	2.49%
26-Jun-19	0.000067850	2.48%
27-Jun-19	0.000069160	2.52%
28-Jun-19	0.000067906	2.48%
29-Jun-19	0.000067906	2.48%
30-Jun-19	0.000067906	2.48%